



## Association of Indian Pathologists in North America

A 501(c)(3) non-profit organization

[www.aipna.net](http://www.aipna.net)



July 2025

[Contact us](#) / [General information](#) / [Membership inquiries](#) / [Donation inquiries](#) / [Contact president](#)

### PRESIDENT'S MESSAGE



Dear AIPNA Family,

We hope you had a great summer. To those who celebrate, we wish you a very happy and exciting Ganesh Chaturthi. I am sure many of you are busy with back-to-school activities. We wish all AIPNA members and their families a very successful academic year.

As September approaches, we're excited to announce the Association of Indian Pathologists in North America (AIPNA) companion meeting at the College of American Pathologists (CAP) annual meeting. Please mark your calendars and join us!

We are also holding our **Best Abstract Prize** this year. To be considered, please send your abstracts to **Dr. Anand Lagoo** at [anand.lagoo@duke.edu](mailto:anand.lagoo@duke.edu). Please send it as soon as possible to be considered.

Our events at CAP25 include:

#### **AIPNA Companion Meeting (see below for details)**

- **Date:** Sunday, September 14
- **Time:** 1:00 PM - 3:00 PM
- **Location:** Magnolia 12

We look forward to seeing you all in Orlando!

*Megha Joshi, MD*  
President, AIPNA

### ASSOCIATION OF INDIAN PATHOLOGISTS IN NORTH AMERICA (AIPNA) AT CAP'25



#### **NEW AIPNA BEST ABSTRACTS AWARD AT CAP25**

**Send your accepted abstract to**

**DR. ANAND LAGOO, MD, PhD**

[Anand.Lagoo@Duke.Edu](mailto:Anand.Lagoo@Duke.Edu)



Sunday, September 14th, 2025, 1:00-3:00 PM  
Orlando World Center Marriott, Orlando Florida  
Meeting Room: Magnolia 12  
CME credits: 2

**TIPS FOR THE GENERAL SURGICAL PATHOLOGIST: WHAT NOT TO MISS IN GI AND LIVER BIOPSIES**

**MODERATORS**

Rajendra Singh, M.D., FCAP  
Vikas Mehta, M.D., FCAP



**SPEAKERS**

Romil Saxena, MBBS, MD, FCAP: Diagnosing Fatty Liver disease  
Pooja Navale, MBBS, MD, FCAP: What not to miss In GI biopsies  
Rahul Jawale, MD, FCAP: Emerging Guidelines in the GI Tract  
Ravindra Kolhe, MD, PhD, FCAP: AI to the rescue



## MARK YOUR CALENDERS: AIPNA AT AMERICAN SOCIETY OF CYTOPATHOLOGY

Thu, 11/6: 10:00 AM - 11:30 AM Companion Session  
Conference: 73rd Annual Scientific Meeting of American Society of Cytopathology

### MORPHOLOGY TO MOLECULAR

#### MODERATORS

Renuka Malenie, MD  
Nirag Jhala, MD



Renuka Malenie, MD  
Cleveland Clinic



Nirag Jhala, MD  
Rutgers University

#### SPEAKERS

Impact of Small Tissue Samples and Focal Liver Lesions - Dr. Nirag Jhala  
Impact of Small Samples on Diagnosis of Salivary Gland Tumors – Dr. Varsha Manucha  
Updates on The Paris System for Reporting Urine Cytology – Dr. Poonam Vohra



---

### STORY PUBLISHED IN THE CAP FOUNDATION



Here I was—happily married, starting my first job at a community hospital north of Boston after a Harvard residency and a breast cancer fellowship. At 34, I was finally ready to start a family.

But after years of failed IUIs and IVFs, we faced the painful reality: it was not to be. Refusing to give up,

we turned to adoption, and our journey led us to India. At an orphanage in Pune, we met 3-month-old twin girls, Rasika and Asavari, and instantly knew they were ours.

We had no idea how difficult the next few months would be. The twins—just 3 pounds and 3½ pounds at birth—were already on antibiotics when they came into our care. Soon their fragile lives hung in the balance.

Local labs couldn't identify the cause, and treatments were failing. We rushed them by ambulance to Hinduja Hospital, where a CAP-accredited laboratory finally gave us the answer: amoebic dysentery. IV antibiotics followed, and they survived. Without that laboratory, I believe we would have lost them.

That moment showed me, in the most personal way, what the CAP Foundation stands for: ensuring that every patient, no matter where they live, has access to accurate, timely diagnoses. Years earlier, when I participated in my first CAP inspection as a resident, the checklists and proficiency testing seemed bureaucratic. Now, as a medical director, I know they are the very tools that save lives—and that the Foundation’s outreach ensures those same standards reach communities around the world.

To honor my debt to Hinduja Hospital, I speak to pathologists in Mumbai whenever I visit. To give back to CAP and the Foundation, I serve on committees,

volunteer for inspections, and support its global mission to strengthen laboratories in resource-limited settings. But no matter how much I give, it will never feel like enough.

We are fortunate to have CAP and the CAP Foundation safeguarding our laboratories in the U.S.—and we share the responsibility to extend that excellence worldwide through education, Archives, international accreditation, and CAP checklists.

Sincerely,

Megha Joshi, MD, FCAP  
Director, CAP Foundation Board

---

## MEET OUR OFFICE BEARERS



**RAHUL JAWALE, MBBS, MD, FCAP**  
**SECRETARY, AIPNA**

### **1. How was your transition from KEM and Tata Memorial Center, Mumbai to the US?**

“The transition from India to the US was exciting, apprehensive and humbling. After completing medical school at Seth GS Medical College and KEM Hospital in Mumbai, I trained in pathology at Tata Memorial Hospital, where I learned to work in a very busy and academically rigorous environment. Coming to the US meant adapting to a very different system. My wife, Pallavi, who is a microbiologist, was a big part of this journey, she put her own career in Mumbai on hold so I could pursue opportunities here. With her support, I was able to complete residency at Baystate Health in Springfield, MA, and a fellowship in GI pathology at the Cleveland Clinic. That foundation has allowed me to grow, as a practicing pathologist and now as an emerging healthcare leader preparing for future roles”.

### **2. Can you share a bit about your professional background and what ultimately led you to AIPNA?**

“Currently, I serve as Vice Chair of Pathology at Baystate Health and Associate Professor at UMass Chan-Baystate, with a focus on gastrointestinal and liver pathology. Over the past few years, I’ve taken on leadership roles including Medical Director of GI Pathology, Chief and Medical Director at Baystate Noble Hospital, and Director of Laboratory Quality and Improvement.

My decision to join AIPNA as an office bearer was inspired by Dr. Ashraf Khan, Chair of Pathology at Baystate Health, who has long supported AIPNA’s mission. He encouraged me to see it not just as a networking platform but an opportunity to give back; by mentoring, building the community, and strengthening ties in the field in the US and India. I see AIPNA as a connection to my roots and an

*“I see AIPNA as a connection to my roots and an opportunity to grow”*

*– Rahul Jawale*

opportunity to grow”

### **3. What was your understanding or impression of AIPNA before you became involved, and how has that perception evolved?**

“At first, I thought of AIPNA mainly as a networking forum. Over time, and now in my role, I have come to see it as a true community, one that values mentorship, academic collaboration, and advancing pathology in both the US and India. It is a place where young pathologists can find guidance and senior leaders can share wisdom. For me, as a mid-career pathologist, that growth reflects my own journey. As I step into leadership roles, AIPNA gives me a chance to share what I have learned while continuing to learn from the role models who inspire me”.

### **4. We know you are very active in CAP. Can you elaborate your endeavours with the CAP committees?**

“CAP has been a big part of my professional journey. I currently serve as Vice Chair of the CAP Center Guidelines Committee, where I help develop evidence-based guidelines that directly shape patient

care. Over the past 10 years, I have been part of several panels, including those on HER2 testing in gastroesophageal cancer, MMR/MSI testing for immunotherapy, and grading of Gastro-entero-pancreatic neuroendocrine tumors (GEPNETs). Starting in 2026, I will be stepping into new roles as Chair of the Guidelines Committee and serving on the CAP Council on Scientific Affairs (CSA) and CSA leadership. In addition to guidelines, I have also been involved in laboratory utilization, value-based care, and national and international inspection teams”.

### **5. When you're not busy with AIPNA, what do you enjoy doing in your free time?**

“Family means a lot to me, my wife Pallavi and our two daughters, Kavya and Myra, are my biggest sources of joy and motivation. Outside of work, I enjoy family bike rides and working in the yard (the site of my freshly mowed lawn is immensely rewarding to me). Recently, I have taken on racquetball at a local club, which keeps me active and is a fun way to challenge myself. I like seeking new challenges, whether it is learning a sport or working toward my MBA at the Isenberg School”

*“AIPNA is a place where young pathologists can find guidance and senior leaders can share wisdom”*

*– Rahul Jawale*

---

## **WE HEAR FROM RESIDENCY APPLICANTS**

Dear AIPNA President,

I hope this message finds you well.

My name is Haritha Shah, and I am a U.S. citizen and recent international medical graduate from NRI Academy of Sciences in India. I recently completed USMLE Step 2 and am actively preparing for the upcoming residency match, with a strong interest in gaining U.S. clinical experience—particularly through observerships.


As a physician of Indian origin, I deeply admire the mission and leadership of AIPNA in supporting young physicians, and fostering a strong professional network. I am writing to kindly inquire if you or any members of your network might be open to hosting a short-term observership in pathology, or if you could kindly point me toward any relevant contacts or opportunities.

I would be grateful for any guidance or direction you could provide. Thank you for your time and for the inspiring work you and your colleagues do through AIPNA.

Warmest regards,

Haritha Shah, MD

 [harithashahmd@gmail.com](mailto:harithashahmd@gmail.com)

 (408) 455-7967

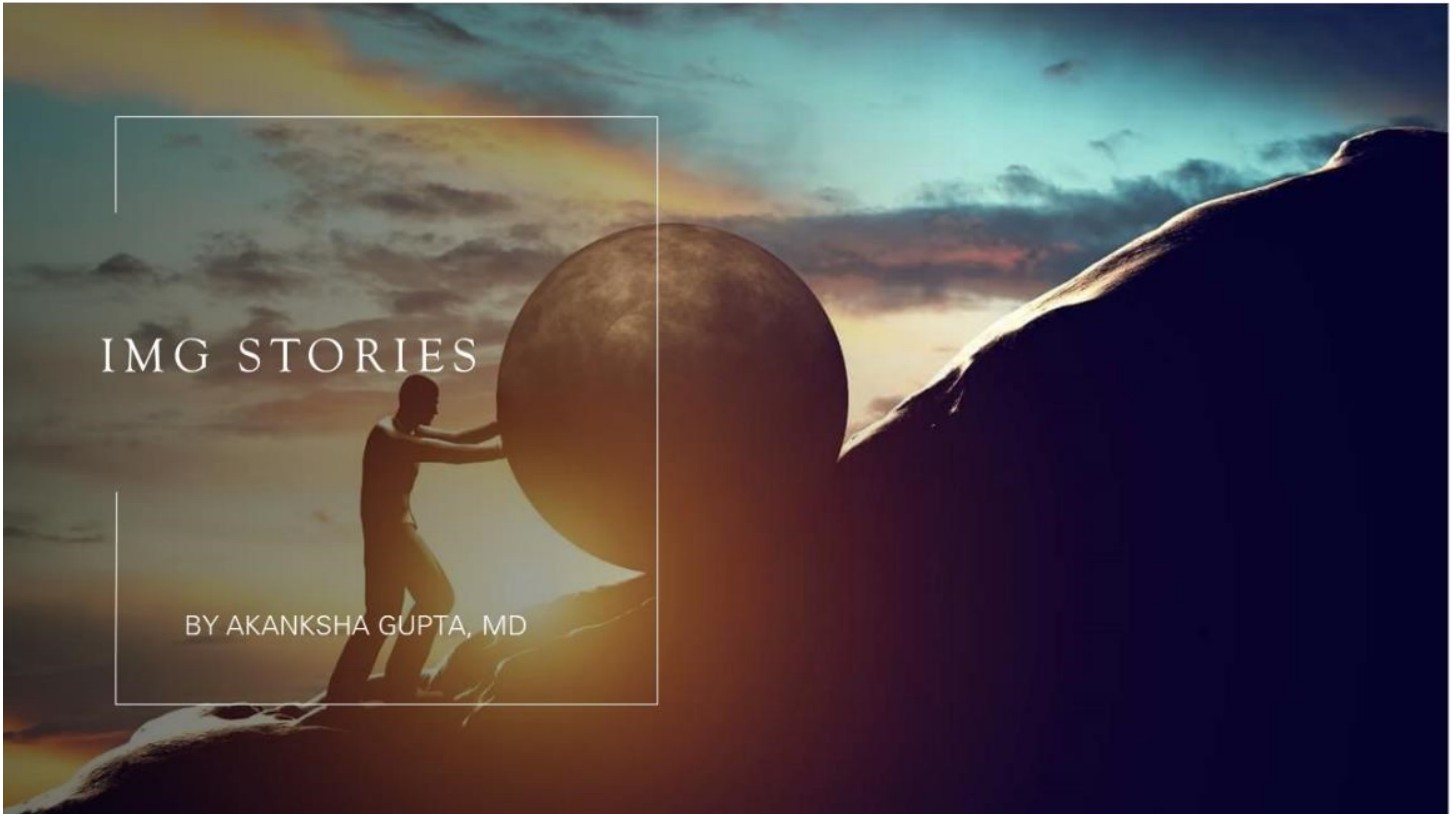
U.S. Citizen | International Medical Graduate – NRI Academy of Science

---

## OTHER UPCOMING EVENTS

1. ASC AIPNA: NOV 2025
2. IAPM, Jammu India: DEC 3-7, 2025
3. Int CME, AIPNA ICP meeting, Amritsar, India: FEB 2026
4. IAP in Japan: OCT 2026


## IMG STORIES (FROM SYRIA)



### *“Through War, Cancer, and Boards: A Pathologist’s Unbreakable Journey”*

“I began my pathology residency in Syria during the war. Despite the instability and danger, I pursued my training with focus and passion—until the war forced me to make the most painful decision of my life: I had to leave.

I left in my third year of residency, walking away not just from my program, but from my family, my friends, and the world I knew. I came to the United States alone, starting from zero. I applied for asylum, uncertain whether I would ever see my loved ones again.



While adapting to a new country and preparing for the USMLE exams, I was diagnosed with bilateral breast cancer. I went through surgeries, chemotherapy, and radiation while studying and working in research to stay connected to pathology—and to keep myself distracted. It was one of the darkest chapters of my life—but I never let go of my dream.

Eventually, I matched into residency at Loyola University Medical Center. There, my journey took a new shape—

one of healing, achievement, and purpose. I completed AP/CP training, passed both board exams, and pursued a cytopathology fellowship at Cleveland Clinic, Ohio. Along the way, I was honored with multiple awards, including the Dr. Pambuccian Award for Moral Ethics and Teaching, a recognition that means the world to me. In my fourth year, I was named Resident of the Year.

These honors reflect not only the effort I put in, but also the extraordinary support I received. I was fortunate to have amazing mentors and teachers—exceptional physicians and human beings—who guided me with kindness and wisdom. I also had the privilege of training alongside incredible co-residents, senior residents, and fellows—people who challenged me, uplifted me, and helped me grow into the physician I am today.

Two years ago, I became a U.S. citizen—after eight years of separation from my family. This journey has been filled with sacrifice, but also with meaning. This month, I've started my first job as an attending pathologist in Florida.

### **What Helped Me Succeed:**

Unyielding belief in my dream, even when the world felt like it was falling apart.  
Work ethic born of necessity and nurtured by passion.  
The love and mentorship of people who believed in me when I was still rebuilding.  
And above all, the lesson that you don't get through this alone—you grow with others.

### **What I Learned:**

Hope is a conscious decision—and the most radical form of survival.  
You can begin again, even in a new country, a new system, and a new life.  
Gratitude matters—for the people who walk beside you when things are hard.

From a war-torn hospital in Syria to battling cancer in a foreign land...  
From applying for asylum to earning citizenship in a safe country...  
From being a patient diagnosed with cancer to becoming a pathologist who diagnoses cancer... I built a life that once felt impossible.

To every IMG walking this road: keep going. Your story matters. Your dream is still alive. And your strength—especially the kind you don't yet see—is what will carry you through."

**Sandra Haddad, MD**  
Fellow; Cleveland Clinic

---

## **RECENT PUBLICATIONS BY AIPNA MEMBERS**

We are starting this new section to highlight the academic accomplishments of our AIPNA members. If you would like to be included, please email us your recent (past month) citations at [megha.g.joshi@lahey.org](mailto:megha.g.joshi@lahey.org).

### **VANDANA PANAKKAL, MD:**

Panakkal V, Al Amri R, Mamatas S, Shallenberger W, Monaghan SA, Al-Attar A. An unusual pattern observed upon the addition of CD79b to a flow cytometry B-cell lymphoma panel. *Cytometry B Clin Cytom*. 2025 Jul 14. doi: 10.1002/cyto.b.22246. Epub ahead of print. PMID: 40657818.

### **PRANAV PATWARDHAN, MD:**

1. Patwardhan PP, Al-Attar A, Aggarwal N, Bailey NG, Davis K, Jawad M, Monaghan SA, Rea B, Moore EM. The Utility of TRBC1 Immunohistochemistry in the Evaluation of T-Cell Lymphomas. *Am J Surg Pathol*. 2025 Jul 23. doi: 10.1097/PAS.0000000000002455. Epub ahead of print. PMID: 40693682.
2. Baloda V, Al Amri R, Patwardhan PP, Monaghan SA, Moore EM, Rea B, Djokic M, Aggarwal N, Bullock GC, Liu

## WIN A \$200 CASH PRIZE FOR YOUR CAP2025 ABSTRACT!

### AIPNA's Best Trainee Abstract Competition

- Calling all pathology trainees and fellows!
- If you're the **first author** of an abstract accepted for presentation at **CAP2025**, you're eligible to enter and win!

**SUBMISSION DEADLINE: SUNDAY, AUGUST 31<sup>st</sup>, 2025.**

### Eligibility

- Open to all pathology trainees and fellows in good standing.
- Must be **first author** of an abstract accepted at the **CAP Annual Meeting 2025**.
- Abstract can be for a **poster** or **platform talk**.

### Prize

- **\$200 cash prize** awarded to the best abstract.
- Winner selected by a panel of senior AIPNA pathologists.
- Announced at the **AIPNA Companion Society Meeting at CAP2025**, on **Sunday 14<sup>th</sup> Sept 2025**

**Email your abstract to:** [aipnapathology@gmail.com](mailto:aipnapathology@gmail.com) or [anand.lagoo@duke.edu](mailto:anand.lagoo@duke.edu)

Your email must include -

- ❖ A subject line: - "AIPNA best abstract competition for CAP2025. "
- ❖ A self-attestation in the body of email "I am a GME trainee in good standing in the (AP/CP or fellowship name) program at (name, city and state of institution) and have contributed substantially to the research summarized in this abstract."
- ❖ The abstract number assigned by CAP and presentation type (poster/platform talk).

---

## FELLOWSHIP OPPORTUNITIES FOR ECFMG CERTIFIED PATHOLOGY GRADUATES

1. We have an unexpected opening for a GI Pathology Fellowship position for 2026–2027 at the University of Missouri (Mizzou Health Care), Columbia, MO. Please help spread the word!  
Applicants must be ECFMG certified and must have passed Step 3.  
For inquiries or to apply, please contact Dr. Rao at [raods@umsystem.edu](mailto:raods@umsystem.edu).
  2. Hello! There is an unexpected opening for Cytopathology fellowship 2025-26 at Montefiore Medical Center, New York. Applicants must be ECFMG certified. You can apply by reaching out to Dr Gera ([sgera@montefiore.org](mailto:sgera@montefiore.org)) and Ms Frances ([fmendez@montefiore.org](mailto:fmendez@montefiore.org)).
  3. We have an opening for Oncologic Surgical Pathology (with options for GI and/or Women's health focus) fellowship 2026-27 and 2027-28 at City of Hope, California  
Details here: <https://www.cityofhope.org/academics/graduate-medical-education/clinical-residency-and-fellowships/oncologic-surgical-pathology-fellowship/application-process>  
Interested applicants can reach out to Rifat Mannan ([rmannan@coh.org](mailto:rmannan@coh.org))
-

## AIPNA PATHOLOGISTS PLEAD THEIR CASE AT THE CAPITOL

Can you recognize Bharati Jhaveri, Megha Joshi? Dr. Sharma and others?



---

### CANDIDATES NEEDING J1 WAIVER JOBS

**Dr. Sravanthi Lavu**  
Email: [sravanthilavu@gmail.com](mailto:sravanthilavu@gmail.com)  
Phone: 3026901617  
AP/CP (board certified)

Fellowships: Molecular Pathology (2024-2025),  
Cytopathology (2025-2026)  
J1 waiver starting July 2026; open to O1 visa.

**Saroja Devi Geetha**

E: sarojadevigeetha@gmail.com

Ph: 4809259299

AP/CP board certified

Fellowships: Cytopathology (MD Anderson-current),

Thoracic Pathology (Mayo Clinic AZ-2026-2027)

Seeking J1 waiver job for July 2027, preference for academic setting/affiliation

**Vidyadhari Karne**

Email: vidyakarne@gmail.com

Phone: 7144693994

AP/CP Fourth year resident

Fellowship: Pediatric fellowship 2026-2027

Need J1 waiver job starting July 2027

**Dr. Lakshmisree Akhila Vemulakonda**

Email: vakhila84@gmail.com

Phone: 4252832621

AP/CP board certified.

Fellowship: GI and hepatobiliary pancreatic pathology (2024-2025)

Breast and Gyn pathology (2025-2026)

Seeking J1 waiver jobs starting July 2026

**Asma Arshia**

Email: arshisana15@gmail.com

Phone: (502) 544-7747

AP/CP board certified

Fellowship: Cytopathology (University of Michigan(25-26))

Seeking J1 waiver job beginning July 2026

**Ramya Narasimhan**

Email: rnarasimhan3@mgb.org

Phone: 617-278-0471 (office)

AP/CP Board Certified

Fellowship: Surgical Pathology- subspecialty training in Head and Neck/ Endocrine/ Bone and Soft Tissue/ Medical Renal (Brigham and Women's Hospital-2025-2026)

Actively searching for J1 waiver jobs for July 2026

**Mayuri Shende, MD**

Board certified in Clinical pathology

Pathology Residency, Virginia Commonwealth University, Richmond, VA

Hematopathology Fellowship, Loyola University Medical Center, Maywood, IL

Hello, I am looking for a Molecular hematopathologist Job starting July 2026. Prefer J1 waiver job, open to O1 visa as well. Currently, pursuing Molecular Genetic Pathology Fellowship at Virginia Commonwealth University, Richmond, VA (July 2025-June 2026).

Contact Info: drshende79@gmail.com

Phone: 6097219056

---

**“NEWS BYTES” PUBLISHED IN CAP TODAY, AUGUST 2025”**

The College of American Pathologists (CAP) the AI Playground, an innovative platform artificial intelligence tools before making a Pathologists can use this "sandbox products from different vendors using assess an algorithm's functionality and its risk-free environment, which Rajendra helped develop, ensures pathologists can these cutting-edge tools without any sales



has partnered with PathPresenter to create designed to help CAP members evaluate significant financial investment. environment" to test-drive various AI simulated data sets, allowing them to potential use cases in a clinical setting. This Singh, MD, founder of PathPresenter, understand the benefits and limitations of pressure.

The AI Playground is a free resource for CAP members, accessible directly from the CAP website. Users can search for specific tools by company name, use case (e.g., lung, breast), or alphabetically. Once a tool is selected, they are given access to test cases with digital slides that allow them to interact with the AI model and see how it processes data. This unique opportunity helps pathologists gain a deeper understanding of the technology, giving them the confidence to make informed decisions and ask better questions of vendors when they are ready to consider a purchase.

---

## SO PROUD OF INDIAN CAP MEMBERS WHO REVIEWED CAP ABSTRACTS

Ashraf khan  
Nirag Jhala  
Anita's Srivastava  
Dina Mody  
Surya Seshan  
Vikas Mehta

Deepa Patil  
Raghvendra Pillappa  
Sarika Jain  
Anil Parwani  
Mukul Divatia  
Amitabh DasGupta

Anjali Saqi  
Ari Rao  
Aliya Hussein  
Sridevi Devaraj  
Yasmeen butt

---

### FROM THE EDITOR'S DESK



A blank page is a curious thing. It's an empty space, yet full of possibility. It's the starting point for every great idea, every captivating story, and every new piece of knowledge. When I sit down to write this newsletter, I see a blank page waiting to be filled with the stories of our community—your stories. The stories of pathologists who are not just diagnosing diseases but are also pioneering new technologies, giving back to their communities, and forging unbreakable paths through life's toughest challenges. This newsletter is a testament to your hard work and dedication.

As the leaves begin to change and a new academic year gets underway, I'm inspired by the energy and new beginnings around us. From the innovative AI Playground developed by the College of American Pathologists (CAP) to the inspiring journey of a fellow pathologist who overcame immense personal and professional obstacles, our community is a source of continuous learning and growth. These pages are more than just a summary of events; they are a celebration of our shared purpose and the connections that make our network so strong.

I encourage you to embrace this new season by sharing your own stories and accomplishments. Whether it's a new publication, a personal milestone, or a compelling experience, your journey matters. It adds a unique thread to the fabric of our community, offering inspiration and guidance to others who are walking a similar path. Thank you for making our shared space a vibrant and inspiring one.

Warmly,

- **AKANKSHA GUPTA, MBBS, MD, FASCP, FCAP**  
Founder & CEO, Ace My Path  
Lead editor, AIPNA Newsletter

---