



Association of Indian Pathologists in North America

A 501(c)(3) non-profit organization

www.aipna.net



June 2025

[Contact us](#) / [General information](#) / [Membership inquiries](#) / [Donation inquiries](#) / [Contact president](#)

PRESIDENT'S MESSAGE



Dear AIPNA family,

I am happy to inform you that AIPNA members are achieving new heights, and we are so happy at their success. Rifat Mannan is on the NCCN panel (see interview below). Vikas Mehta, our vice president, has been instrumental in securing an AIPNA companion meeting at CAP25. Do mark your calendars! Hope to see you all at the inaugural AIPNA companion mtg session. Our Patron and past CME coordinator, Dr. Mandavilli has published a book of poems. Incredible! Many of you are chairs and members of CAP and USCAP committees. We would like to compile a list, so do send us the information. I myself attended a CAP mtg in Chicago for the CAP foundation as a Board Director. If anyone is interested in serving on the CAP foundation as a board director, do let me know. I also serve on the quality measures committee and would love to recommend you for the same.

Lastly, as I toured the Facebook campus in Palo alto, I heard about a podcast on how EPIC started and am sharing it with you. Many of us use EPIC, but do not know its evolution. I hope you will find it as interesting as I did. <https://podcasts.apple.com/us/podcast/acquired/id1050462261?i=1000704248986>.

Happy Summer,
Megha Joshi, MD
President, AIPNA

RIFAT MANNAN JOINS NCCN COLON/RECTAL/ANAL CANCER GUIDELINES PANEL



We are thrilled to share some incredibly exciting news from within our pathology community! Our very own Rifat Mannan, renowned for his dedication to pathology education and cofounder of the popular online

educational platform "pathCast", has achieved another significant milestone.

Dr. Mannan has been invited to join the prestigious NCCN Colon/Rectal/Anal Cancer Guidelines Panel as a representative from City of Hope. This is a testament

to his expertise and the critical role pathologists play in shaping patient care.

In his own words:

"Dear colleagues and friends,

I am honored to share that I have been invited to join the NCCN Colon/Rectal/Anal Cancer Guidelines Panel as representative from my institute (City of Hope). This opportunity reflects the critical role we play in bridging diagnostics and treatment decisions for our cancer patients worldwide.

I am looking forward to learning from the experience and hope to contribute to colorectal cancer care.

Grateful to our pathology community for its camaraderie and shared passion for advancing our

field. Let's keep pushing boundaries together!!



Here's the link about NCCN panels if anyone's curious:

<https://www.nccn.org/guidelines/guidelines-panels-and-disclosure/disclosure-panels> “

This appointment highlights the vital contribution pathologists make to multidisciplinary cancer care and guideline development. We extend our warmest congratulations to Dr. Mannan on this well-deserved recognition!

EXCLUSIVE INTERVIEW: A CONVERSATION WITH RIFAT MANNAN

To celebrate this exciting news and delve deeper into his impactful work, we recently had the privilege of sitting down with Rifat Mannan. We discussed his new role with the NCCN, the sustained success of pathCast, and his vision for the future of pathology.

1. Dr. Mannan, congratulations once again on your invitation to join the NCCN Colon/Rectal/Anal Cancer Guidelines Panel as a representative from City of Hope! This is a tremendous honor. Could you share what this appointment means to you personally and professionally?

RIFAT MANNAN: Thank you. This is quite meaningful—for me and for the field of pathology. I'm truly honored and humbled to represent City of Hope, and grateful for the trust my oncology colleagues have placed in me to serve on this panel and to represent the institute. I'm grateful for the opportunity to collaborate with leaders in the field and to bring the diagnostic perspective to the table. It will also be an opportunity to highlight the critical role of pathology in cancer care and to help shape national guidelines that directly impact patient outcomes.

2. The NCCN guidelines play a critical role in shaping cancer care globally. From your perspective as a pathologist, what unique insights do you believe you bring to this multidisciplinary panel, especially regarding bridging diagnostics and treatment decisions?

RIFAT MANNAN: As a pathologist, I see the complexity and variability within what may appear to be the same diagnosis. In colorectal cancer, for

instance, tumor subtype, pathologic stage, margin status, tumor regression, tumor budding, and molecular profiles such as MMR status or KRAS mutations all carry significant therapeutic implications. My role on the panel is to highlight these diagnostic subtleties, ensure they are reflected in treatment algorithms, and help bridge the often-underappreciated space between histopathology and clinical decision-making. This collaboration is key to delivering personalized care to our patients.

3. How do you envision your contributions to the NCCN panel will ultimately impact the broader pathology community and, by extension, patient care worldwide?

RIFAT MANNAN: I see this as an opportunity to elevate the visibility and influence of pathology in both national and global cancer care. By advocating for clarity in diagnostic criteria, integration of molecular data, and consistency in reporting, I hope to help shape guidelines that are practical for pathologists and actionable for clinicians. Our shared goal is delivering high-quality care—better-aligned diagnostics lead to more precise treatments, which ultimately improve patient outcomes worldwide. Contributing even in a small way toward that goal would be deeply meaningful.

4. What message would you like to share with your colleagues about the importance of pathologists being actively involved in guideline development and other interdisciplinary initiatives like those undertaken by the NCCN?

RIFAT MANNAN: Pathologists are central to cancer diagnosis, yet our voices are not always well represented in clinical guideline development. Getting involved in initiatives like NCCN ensures that diagnostic complexity and pathology-driven insights are fully integrated into patient care strategies. I encourage my colleagues to engage in these interdisciplinary efforts—not just to advocate for our field, but to help shape more accurate, and patient-centered care.

5. Moving on to another of your significant contributions, as the cofounder of the online pathology education platform “pathCast”, you've built an invaluable resource for the pathology

community. What was your initial vision for pathCast, and how has that evolved since its inception?

RIFAT MANNAN: We began pathCast in 2016 with a simple vision—to share pathology knowledge beyond our institutional boundaries and make quality teaching accessible to a wider audience. Over time, and through consistent effort, that vision has organically evolved into a global knowledge-sharing platform. What I'm most proud of is that we've kept it completely open-access and free. Anyone with an internet connection—anywhere in the world—can access high-quality educational content. In doing so, we've been able to bridge the knowledge gap between resource-rich and resource-limited regions, a goal that has remained central to our mission from the very beginning. To date, pathCast has hosted over 270 live lectures on a wide range of pathology topics, delivered by internationally recognized experts. Our global pathCast community now includes over 80,000 followers across social media platforms, representing more than 140 countries. It's humbling to see how far a small idea can go when it's rooted in purpose—and it's been an incredible journey to witness the reach and impact of this collective effort.

6. pathCast has gained significant traction by providing accessible educational content. What do you believe are the key elements that have contributed to pathCast's success and its impact on pathology education?

RIFAT MANNAN: I think several key elements have contributed to pathCast's success. First and most importantly, we've remained unwavering in our commitment to free, high-quality education that's accessible to all. That principle has resonated deeply, especially in regions where formal subspecialty training is limited or unavailable.

We've built a truly global community—with speakers and viewers from across continents, covering a wide range of subspecialties and perspectives. It has become a trusted space where residents, fellows, and senior pathologists come together to learn, teach, and exchange ideas. In doing so, pathCast has played a meaningful role in democratizing medical education, helping to bridge gaps between resource-rich and resource-limited settings. What sets pathCast apart is the authenticity of its content—practical,

relevant, and engaging. Designed by pathologists for pathologists, it has grown into more than just a platform—it's become a movement in global pathology education, and we're proud of what it represents.

7. Looking ahead, what are your aspirations for pathCast? Are there any new content areas, formats, or collaborations you're excited to explore to further its mission?

RIFAT MANNAN: Looking ahead, the aim is to continue evolving pathCast in ways that stay true to its mission while responding to the changing needs of learners. We're exploring new ideas and collaborations, always with the goal of keeping education accessible and globally relevant.

8. You've sustained pathCast consistently for so many years, producing high-quality content. What have been the key strategies or principles that have enabled you to maintain this consistency over such an extended period?


RIFAT MANNAN: pathCast has remained consistent over the years by staying true to a few core principles—delivering high-quality content, maintaining a clear educational mission, and ensuring the platform remains completely free and accessible. There's no commercial agenda—just a focus on meaningful learning. What keeps it going is the sense that the content is reaching people who need it, and helping bridge educational gaps across the world that truly motivates me to keep going. Knowing that the content is helpful makes all the effort worthwhile.

9. What advice would you give to other medical professionals or educators who are considering using digital platforms, like YouTube, to share knowledge and build a community around their specialty?

RIFAT MANNAN: I believe it's important to simply make a start. Choose any platform that suits your audience, and focus on being consistent. If the content is useful, the audience will follow—and over time, a community will grow naturally.

Thank you, Dr. Mannan, for your time and for your incredible contributions to pathology!

EXTRACURRICULAR ACTIVITIES



We asked AIPNA members to share with us their interests outside of pathology and we are glad to report the publication of a new book of poems by Dr. Srinivas Mandavilli, named Howrah Bridge! Make sure to get your copy today!

WHERE TO BUY: <https://mainstreetragbookstore.com/product/howrah-bridge-srinivas-mandavilli/>

Srinivas Mandavilli is Chief of Pathology & Laboratory Medicine at Hartford Hospital and the author of the chapbook *Gods in the Foyer* (Antrim Books, 2016). His work has been featured in the anthologies *Hum Aiseich Bolte* (Transcendent Zero Press, 2022) and *Of Hartford in Many Lights* (Grayson Books, 2024) as well as numerous literary journals including *Rattle*, *Poetry Wales*, *The Night Heron Barks*, *New Square*, *Modern Haiku*, *The Raven's Perch*, *Verse Virtual*, and *Journal of the American Medical Association*. Mandavilli is a two-time Pushcart Prize nominee and lives in Connecticut with his wife Bela.

BELOW ARE SOME REVIEWS OF THE BOOK:

The heartfelt poems of Howrah Bridge are Srinivas Mandavilli's "faithful work of returning" to India, to childhood, to memories that "rise and fall like a rainstorm . . . over the Ganges." Archetypal and culturally specific, his memories bridge past and present selves. Part "good son," part Krishna, part tiger, Mandavilli seeks clarity, plumbing the depths, tasting pain and delight as he would the seeds of a pomegranate. His poems savor and heal. ~Margaret Gibson, Poet Laureate of the State of Connecticut 2019-2022

"My offering is poetry," writes Srinivas Mandavilli in his stunning collection, Howrah Bridge. Indeed, these lush and vibrant poems do the "faithful work of returning." Whether visiting a homeland of blackouts with "rain like incantations," cardamom and roses, man-eating tigers and venomous snakes, or tending a mother, and later carrying her ashes. Whether wandering the Ganges, or buying frozen roti at Costco, Howrah Bridge evokes the imperative, redemptive—even sacred—possibilities of memory and of poetry. ~Tina Cane, Poet Laureate of Rhode Island, Emeritus and author of *Year of the Murder Hornet*

SAMPLES OF HIS WORK:

FATHOMS

Father carried a nimbus of being larger-than-life, halting
the superfast Toofan Mail by running to its engine.

One must return to “big things”,
like the Taj Mahal, or the pyramids in Giza.
I remember him in the depths of lividity.

Some wounds heal. He always expertly removed
splinters from my finger with a safety pin.

On my return home he laughed, ascribing
the visit as a hope to find or discover him.
That day, he sat bare-chested at the dining table,
splaying open pomegranates on a steel plate for my snack.
It was a bloody mess.

When I left, I saw the tonnage
Of his hardwood plank-like back
I used to walk on, when very young.

As my flight surges to plumbs of some vastness,
I hear the sonorous moan of wind, like a whale song.

BLOWOUT

As a boy, after a visit from the turbaned snake man, I survey bamboo thickets at dusk for stirrings of elliptical heads with dark hood marks. As he begins with his gourd-like flute, reaching into a wicker basket, Father sends him packing with a typical outburst. That summer, the burning and heat turns us out of ourselves, as the clouds ruptured over our heads. We imagine geysers of slick flame on a platform, ash dropping like rain on helmets of the oil rig hands as they run to cap a spigot. He never speaks about the recapping of the rig after his return. That night he irons my white starched shirt, carefully avoiding the glossing of the stitched school badge, and polishes my black leather shoes. I see the blowout when a brown, fat snake slithers from rumor to reality, curling up in the study. Father bludgeons it with a hockey stick, then stands over as the paroxysm of anger slides into some dark burrow. I never understood how fear of fangs and venom can rise like that

creature’s muscles
pulsating to music
like insistent thunder

TRYPOPHOBIA

The closest blackhole resides in Telescopium,
invisible yet kindling with its corona of radiation.
Everything obscures to its center point
of no return. Objectively, I cannot make it out.

Deven lived with us for many summers. I was twelve or fourteen, ignoring his practicing the bamboo bansuri; how breath escapes six holes, his long fingers closing, then lifting.

We debated whether Rajdhani Express, or Howrah Mail was the fastest, but past Siliguri we traveled in coal engine trains belching, puttering into long tunnels. Does a tunnel have one or two holes?



At times how it can feel to be in a gap, a gash in the ground where there is rock, or even a wall with a zoetrope of names. These days are tethered to apprehension, viral particles penetrate pores in cell

membranes. I escape a marooned city to Scarborough Marsh, watch cormorants congregate on a white wooden board, dark eyes gleam in the ebbing light, as they quiver off wetness, then quietly drift into some ellipses

as if farrowing into the retreating tide. Crown crusted virus—you must bide in this moment, spikes tense, evaluating our deep sleep from some glacial maw. When I was a little boy, each winter my mother knitted

slightly ill-fitting sweaters, with colors like blackberry, plums or oranges, and later fearful of their moth-eaten holes. Sifting flour, Mother had furrows of worry, the vermilion dot numinous like a supernova

ROBBINS AND COTRAN IS NOW ROBBINS, COTRAN AND KUMAR PATHOLOGIC BASIS OR DISEASE: 11th EDITION, MAY 30th, 2025



From Dr. Kumar:

“Dear Friends, colleagues and students: I wish to share with the news that my name has become part of the title of Robbins texts. I will post pictures of the covers once I learn how to do it. For now, the names are Robbins And Kumar Basic Pathology, 11th edition, 2022 and Robbins Cotran and Kumar's Pathologic Basis of Disease, 11th Edition. I am most grateful to all those of you who use the book- this is recognition of your support”.

GET YOUR COPY TODAY!

<https://www.us.elsevierhealth.com/robbins-cotran-kumar-pathologic-basis-of-disease-9780443264528.html>

Dr Vinay Kumar, MBBS, MD, FRCPath is a passionate medical educator and has influenced medical education across the world for the past 37 years as the senior editor/author of **Robbins Pathology textbooks**. He is the senior editor of these books now in their 11th edition. Robbins Pathology is the most widely used medical text in the world with translations into **13 languages**. He is **the Lowell T Coggeshall distinguished service professor of pathology** at the University of Chicago. He has made seminal contributions in the field of medical education and basic research. In 1974 **his laboratory identified Natural Killer (NK) cells** as a distinct population of lymphocytes with anti-tumor activities. Continuation of this work has led to discovery of NK cell receptors and the immunotherapeutic use of NK cells. He was elected to the American Association Advancement of Science for this “pioneering work on discovery of NK cells”.

He has served on the **US National Board of medical Examiners as test writer**, and he recently coauthored a report on competency-based education commissioned by AAMC/HHMI. He has played an active role in curricular reforms globally with special interest in his native India. He believes that technology can be a powerful democratizing force in medical education and is **developing innovative ways to use technology** for educating health science professionals.

WE HEAR FROM SUCCESSFUL PREVIOUS OBSERVER AWARDEES: EXPERIENCE AT UCSF

“I had the privilege of undertaking an observer-ship in May 2025 at the University of California, San Francisco (UCSF), under the sponsorship of AIPNA and hosted by the esteemed Dr. Sanjay Kakar. This experience proved to be immensely enriching, particularly in the field of Liver and Gastrointestinal (GI) pathology. I had the opportunity to closely observe and study a wide array of interesting and complex liver and Gastrointestinal pathology cases. The cases were including neoplastic lesions such as Focal Nodular Hyperplasia, various subtypes of Hepatocellular Adenomas, Hepatocellular Carcinomas, and Cholangiocarcinomas and non-neoplastic lesions like Wilson disease, Autoimmune cholangiopathies etc. All were accompanied by comprehensive immunohistochemistry and special stains workups.

In addition to case observations, I attended multiple reporting sessions alongside various consultants in the pathology department. I actively participated in their discussions, which deepened my understanding of diagnostic approaches and immunohistochemical interpretations. This exposure was both stimulating and insightful. This observer-ship has equipped me with valuable knowledge and perspective, which I look forward to applying at my home institute, AIIMS Nagpur. It will greatly assist me in developing focused immunohistochemistry panels tailored to gastrointestinal pathology, ultimately enhancing diagnostic precision and patient care in this specialty.”

-SACHIN CHOWDHARY

AIPNA MEMBERS AT IAP MEETING CANCUN (OCTOBER 2024)



AIPNA COMPANION MEETING AT CAP'25

Sunday, September 14, 1-3pm ET
Room: Magnolia 12
Orlando, FL

TOPIC: TIPS FOR THE GENERAL SURGICAL PATHOLOGIST: WHAT NOT TO MISS IN GI AND LIVER BIOPSIES

MODERATORS:

Rajendra Singh, MBBS, M.D., FCAP
Vikas Mehta, MBBS, M.D., FCAP

SPEAKERS:

Romil Saxena, MBBS, M.D., FRCPath
Diagnosing Fatty Liver disease

Pooja Navale, MBBS, M.D., FCAP
What not to miss In GI biopsies

Rahul Javale, MBBS, M.D., FCAP

Developing Evidence-Based Guidelines in Pathology: Principles and Processes

Ravindra Kolhe, M.D., PhD., FCAP

AI to the rescue

SYNOPSIS:

The most frequent indication for a liver biopsy is fatty liver disease. Dr. Saxena will share tips on how to accurately diagnose fatty liver. GI biopsies form a large bulk of surgical pathology sign-outs: Dr. Navale will discuss important findings that are typically missed. Dr. Javale will present how evidence-based guidelines are developed, along with a short overview of GI related topics whereas Dr. Kolhe will take us into the future where AI can come to our rescue as we sign-out large numbers of complex and not-so complex GI cases.

CO-ORDINATOR:

Megha Joshi, M.D., FCAP

President, AIPNA

OTHER UPCOMING EVENTS

1. ASC AIPNA meeting in NOV 2025.
2. IAPM: Jammu India, Dec 2, 3, 4, 5, 2025
3. FEB, 2026: Int CME, AIPNA ICP meeting in Amritsar, India
4. OCT 2026: IAP in Japan

CAP FOUNDATION AWARDS AND GRANTS

We want our members to be aware of the following CAP foundation awards and grants

KEITGES GRANT FOR MEDICAL ETHICS

Accepting applications from Feb 8 2023 01:00 AM (EST) to Jan 1 2026 12:59 AM (EST)

The Pierre W. Keitges, MD, Medical Ethics Grant, will provide funding (up to \$5,000.00), for programs addressing some aspect of pathology from an ethical perspective (e.g., the leadership role of pathologists in medical ethics, patient care, and patient advocacy.)

GLOBAL PATHOLOGY DEVELOPMENT GRANT 2025

Accepting applications from Aug 30 2024 01:00 AM (EDT) to Jul 18 2025 12:59 AM (EDT)

Offers funding, up to \$10,000.00 USD, to support impactful, sustainable, and accretive global (international) projects that expand the capacity of, sustain, and enhance the delivery of pathology services through education/training, patient care, and laboratory quality.

JOHN H. RIPPEY, MD GRANT FOR LABORATORY QUALITY ASSURANCE 2025

Accepting applications from Jun 2 2025 01:00 AM (EDT) to Sep 3 2025 12:59 AM (EDT)

Funding for innovative projects related to quality assurance, quality improvement in pathology, or patient safety, which results in improved patient care.

TRANSLATIONAL DIAGNOSTICS ADVANCED TRAINING GRANT 2026

Accepting applications from Sep 13 2024 01:00 AM (EDT) to Aug 1 2025 06:00 PM (EDT)

Offers pathology residents, who have at least one year of residency completed, a four-week training opportunity providing hands-on exposure to ways in which novel histopathology-based diagnostic assays are developed.

More info here: <https://capfoundation.smapply.io/prog/lst/>

REQUEST FOR PATHOLOGY ELECTIVES BY MEDICAL STUDENTS

“Dear Dr. Mandavilli,

I hope this message finds you well. My name is Mohak Upadhyay, and I am a medical student with a strong interest in pursuing a pathology elective. I am reaching out to express my enthusiasm for this opportunity and to share why the field resonates with me so deeply.

Pathology captivates me because it transforms clinical uncertainty into clarity. Each case feels like a puzzle that requires thoughtful investigation, critical thinking, and precise interpretation. Viewing tissue under the microscope is a uniquely immersive experience. I find it both intellectually stimulating and emotionally rewarding when the findings come together to support a confident diagnosis.

What draws me most to a pathology rotation is the chance to engage directly with this diagnostic process and to learn from those who excel at it. I am eager to deepen my understanding of disease at the cellular level and to develop the analytical mindset that pathology demands.

If you or any of your colleagues have availability for elective students, I would be grateful for the opportunity to be considered. I am motivated, hardworking, and excited to contribute meaningfully during the rotation.

Thank you for your time and support.”

Sincerely,

MOHAK UPADHYAY

MD Candidate, expected graduation 2025

Mohak.upadhyay@students.xusom.com

FROM THE EDITOR'S DESK



“What truly defines AIPNA is its **people**. As we compile this June newsletter, I'm incredibly proud to see how our members are reaching new heights and actively shaping the future of pathology.

This issue highlights the core of AIPNA's mission: fostering **growth and connection**. You'll read about Dr. Rifat Mannan's significant appointment to the NCCN Colon/Rectal/Anal Cancer Guidelines Panel, a testament to the crucial role pathologists play in patient care. His insights, shared in our exclusive interview, underscore the importance of our collective expertise in interdisciplinary initiatives.

We're also thrilled to announce the inaugural **AIPNA Companion Meeting at CAP'25**, a fantastic opportunity for learning and networking, thanks to the efforts of our Vice President, Vikas Mehta, and the speakers who will be sharing their valuable tips. And don't miss the inspiring news about our Patron, Dr. Srinivas Mandavilli, who has published a beautiful book of poems, "Howrah Bridge," showcasing the diverse talents within our community. We

also celebrate Dr. Vinay Kumar, whose seminal contributions to medical education and research are now immortalized with his name in the title of the renowned Robbins Pathology textbooks.

This newsletter also features the impactful experiences of our Observer Awardees, like Sachin Chowdhary at UCSF, demonstrating how our programs make tangible differences in members' careers. Furthermore, we've included important information about various CAP Foundation awards and grants, encouraging our members to pursue further professional development and contribute to the field.

It's this collective engagement and wealth of expertise within our community that makes AIPNA so vital. Beyond the programs and events, it's the shared passion and dedication that truly makes AIPNA special. I'm excited to see us continue to grow and support each other, and I hope this newsletter reflects that vibrant spirit”.

- **AKANKSHA GUPTA, MBBS, MD, FASCP, FCAP**
Founder & CEO, Ace My Path
Lead editor, AIPNA Newsletter
